

GUIDANCE TO E-MARKING QUESTION PAPERS

Some of the question papers for the BGCSE 2022 examination cycle will be marked electronically. The layout of such question papers has been modified to suit this form of marking. The affected question papers are:

	Component Code	Syllabus Name	Component Name
1	0561/02	English Language	Comprehension and Summary
2	0569/03	Science Double Award	Theory
3	0569/04	Science Double Award	Alternative to Practical
4	0598/02	Commerce	Theory
5	0598/03	Commerce	Case Study
6	0614/01	Accounting	Theory
7	0614/02	Accounting	Theory
8	0615/01	Business Studies	Theory
9	0615/02	Business Studies	Case Study

The Paper Layout

1 Cover Page

The diagram illustrates the layout of a BGCSE 2022 question paper cover page. Key features include:

- Header:** Botswana Examinations Council logo and text: "BOTSWANA EXAMINATIONS COUNCIL Botswana General Certificate of Secondary Education".
- Subject and Paper Info:** "ENGLISH LANGUAGE Paper 2 Comprehension and Summary", "October/November XXXX", and "2 hours".
- Barcode:** A vertical barcode on the right side of the page, annotated with "Barcode".
- Candidate Information:** Fields for "CANDIDATE NAME" and "CENTRE NAME".
- Instructions Box:** Contains instructions for shading answers using an HB pencil, erasing unwanted marks, and marking answers heavily. Includes a grid for marking answers with "CENTRE NUMBER" and "CANDIDATE NUMBER" columns. Annotated with "Barcode on the right".
- Code at the bottom:** A row of circles at the bottom of the page, annotated with "Code at the bottom".
- Footer:** "© BECXXX" and "[Turn over]".

Additional annotations on the diagram include:

- "Do not write in any of the BARCODES on the cover page or inside the question papers" pointing to the barcode area.
- "Write the Candidate name and the Centre name in the spaces provided" pointing to the candidate name and centre name fields.
- "Do not write anything outside the margins on the left and right of each page." pointing to the margins.
- "Write the Centre number and the Candidate number in the boxes provided at the top of the tables." pointing to the marking grid.
- "This document consists of 8 printed pages." and "© BECXXX" at the bottom.

2 Pages

(a) Even numbered

4

Passage B [10 marks]

Read passage B in the insert and then answer question 2 (a) – (f).

From paragraph 1

2 (a) Identify a phrase that shows farmers are encouraged to start something new.
.....
..... [1]

From paragraph 2

(b) Which word in paragraph 1 has the same meaning as *interring* in paragraph 2?
..... [1]

(c) What does the word *just* imply about the soil fertility test?
..... [1]

From paragraph 3


(d) Give one thing which makes good feed for animals.
..... [1]

From paragraph 4

(e) In your own words explain what happens to the cotton in the presence of microbes and bacteria in the soil.
..... [2]

(f) Explain what arable fields are.
..... [1]

© BECXXXX 0561/02/O/NXXX



Barcode on the left

(b) Odd numbered

5

(g) Why is cotton used as a soil test?
..... [1]



From paragraph 5

(h) What happens to the briefs if the soil is dead?
..... [1]

(i) Why is the elastic not destroyed?
..... [1]

© BECXXXX 0561/02/O/NXXX [Turn over]

Code at the bottom



Barcode on the right

Code at the bottom

General Instructions

1. Write the **Candidate name** and the **Centre name** in the spaces provided.
2. Write the **Centre number** and the **Candidate number** in the boxes provided at the top of the tables.
3. Shade the ovals that corresponds to the Centre number and Candidate number.
4. Do not write in any of the BARCODES on the cover page or inside the question paper.
5. Do not write anything outside the margins on the left and right of each page.